

Inderes Web.

Miikka Laitila

Product Manager

inde
res.

- else
- er
- eanalys
- krivna artiklar
- nderesTV
- Portfölj
- Forum
- About us
- Våra kunder
- Team

Sök

OMXSPI +0,65 % OMXS30 +0,59 % OMXHPI +0,08 % MBR5 +33,33 % NETM B +26,07 %

Du följer dessa bolag

BOLAG	% FÖRÄNDRING	52 WK PRICE RANGE	RIKTKURS	RECOMMENDA
Lamor	4,04 EUR +2,28 %	<div style="width: 20%;"></div>	4,50 EUR	↗ Öka
Witted Megacorp	3,55 EUR +2,01 %	<div style="width: 20%;"></div>	4,40 EUR	↑ Köp
Wärtsilä	11,18 EUR +1,87 %	<div style="width: 40%;"></div>	11,00 EUR	↗ Öka
WithSecure	1,47 EUR +1,52 %	<div style="width: 20%;"></div>	1,90 EUR	↑ Köp
Embracer Group	52,95 SEK +1,05 %	<div style="width: 20%;"></div>		
Metso	10,78 EUR +0,98 %	<div style="width: 40%;"></div>	11,50 EUR	↗ Öka
Kempower	32,66 EUR +0,68 %	<div style="width: 40%;"></div>	32,00 EUR	↗ Öka
Incap	9,75 EUR +0,62 %	<div style="width: 20%;"></div>	12,00 EUR	↗ Öka
Puutilo	7,34 EUR +0,62 %	<div style="width: 40%;"></div>	7,00 EUR	↑ Köp



Incap Q1'23: Hur sover Otto Pukk?

Incap



Wärtsilä Q1'23: Service business grows

Wärtsilä



Kempower Q1'23: Promising

Kempower Q1'23: Promising


Kempower

Analys **Webcasts** Pressmeddelanden Tredje part

Showing Alla regioner, Alla typer av innehåll



Kojamo Q1'23 – Thursday, May 11 at 3:00 pm EEST



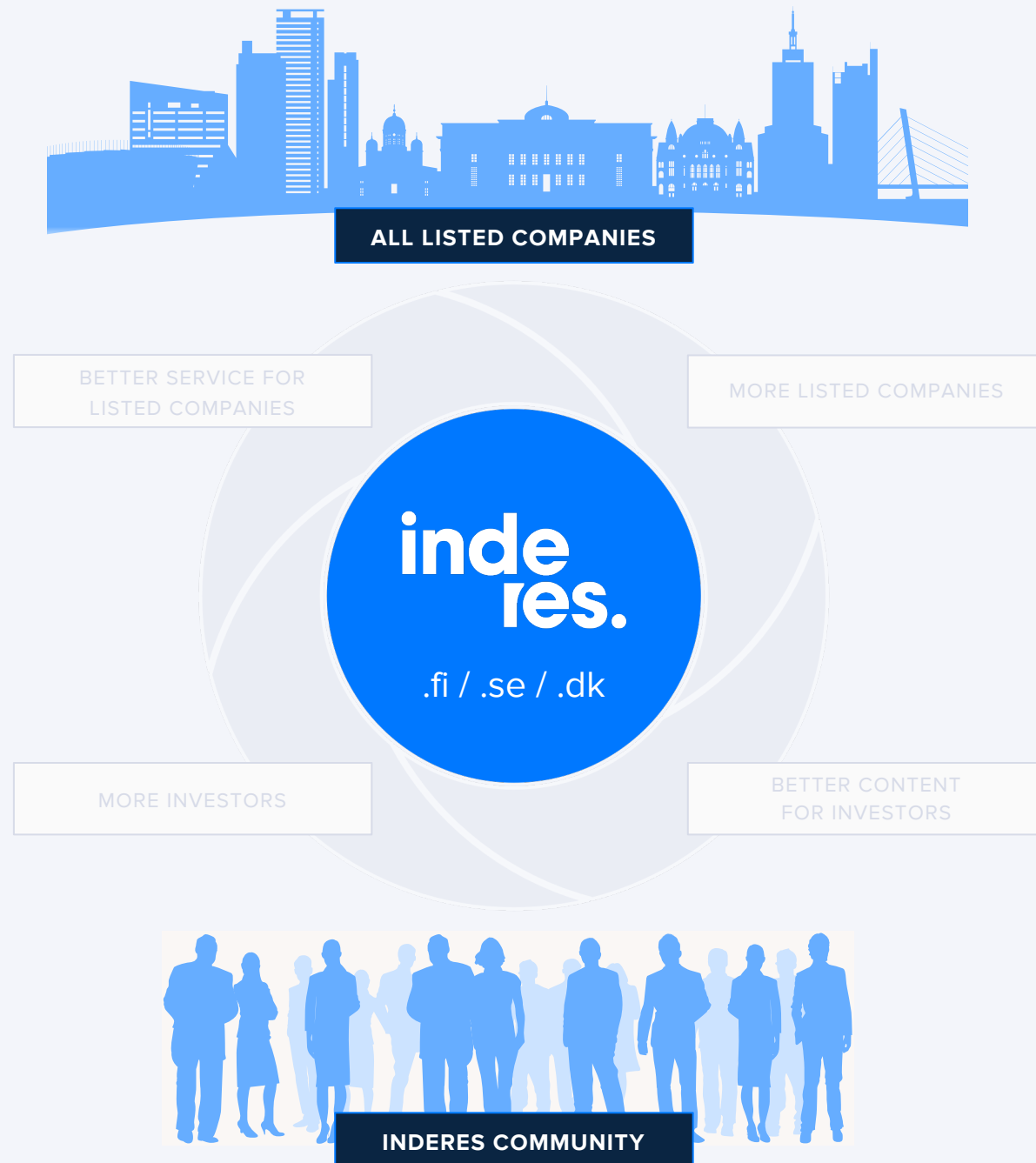
Kojamo
Inderes Webcast

Inderes web connects companies and investors.

Web platform is in the core of Inderes:

- Connects and matches listed companies & investor community
- Facilitates interactions between the parties

inde
res.



We're transitioning into a modern user-friendly platform, which is suited for Nordic operating model.

The screenshot displays the inde.res. platform interface. On the left is a navigation menu with options like 'Börs', 'Aktiejämförelse', 'Kalender', 'Aktieanalys', 'Skrivna artiklar', 'inderesTV', 'Portfölj', 'Forum', 'About us', 'Våra kunder', and 'Team'. The main content area shows a list of companies followed by a detailed view of MGI - Media and Games Invest.

BOLAG	% FÖRÄNDRING	52 WK PRICE RANGE	RIKTKURS	RECOMMENDATION	NEXT EVENT
Lamor	4,04 EUR +2,28 %		4,50 EUR	Öka	25/7
Witted Megacorp	3,55 EUR +2,01 %		4,40 EUR	Köp	22/8
Wärtsilä	11,18 EUR +1,87 %		11,00 EUR	Öka	21/7
WithSecure	1,47 EUR +1,52 %		1,90 EUR		
Metso	10,78 EUR +0,94 %		11,50 EUR		
Kempower	32,70 EUR +0,80 %		32,00 EUR		
Embracer Group	52,81 SEK +0,78 %				
Incap	9,75 EUR +0,62 %		12,00 EUR		
KH Group	1,11 EUR +0,54 %		1,20 EUR		

MGI - Media and Games Invest

13.24 SEK -2.65 %

Inderes conducts commissioned research on MGI - Media and Games Invest. See [disclaimer](#).

★ 568 investors are following this company

[Follow](#)

mgi.group/investor-relations

MGI – Media and Games Invest SE (“MGI”) is an advertising software platform with strong first-party games content. MGI’s main operational presence is in North America and Europe. The Company combines organic growth with value-generating synergetic acquisitions, which has demonstrated continuous strong profitable growth with a revenue CAGR of 77% (2018 –2021). In addition to strong organic growth, MGI has successfully acquired more than 35 companies and assets in th...

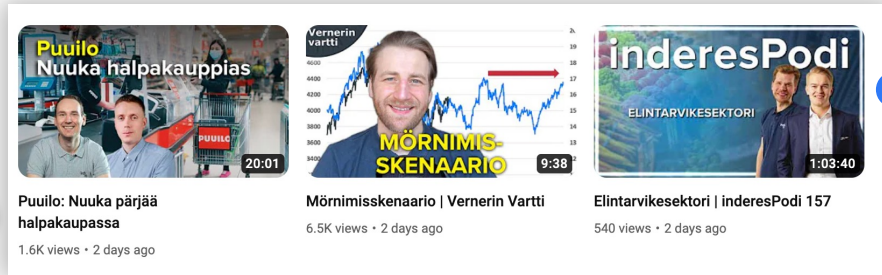
[Read more](#)

P/E (23e)	6.58	Target price	26.00 SEK
EV/EBIT (23e)	8.03	Recommendation	Buy
P/B (23e)	0.55	Updated	1.3.2023
Dividend yield-% (23e)	-	First North Stockholm	M8G

Daily low / high price	13.14 / 13.6 SEK	Risk and recommendation
Market cap	2.11B SEK	
Turnover	2.48M SEK	
Volume	186K	

The risk and recommendation matrix shows a green square in the 'Buy' row and 'High Risk' column, indicating a buy recommendation for high-risk companies.

Distribution helps us to reach investors beyond our websites.



Extern Analys | Incap | 27 apr.

Incap: Share price already attractive if the problems are temporary

Following the company's Q1 report, we made only very minor changes to our near-term earnings estimates. In the short term, there are few positive drivers for the stock, as the inventory adjustment re

Inderes

Viimeisin analyysi

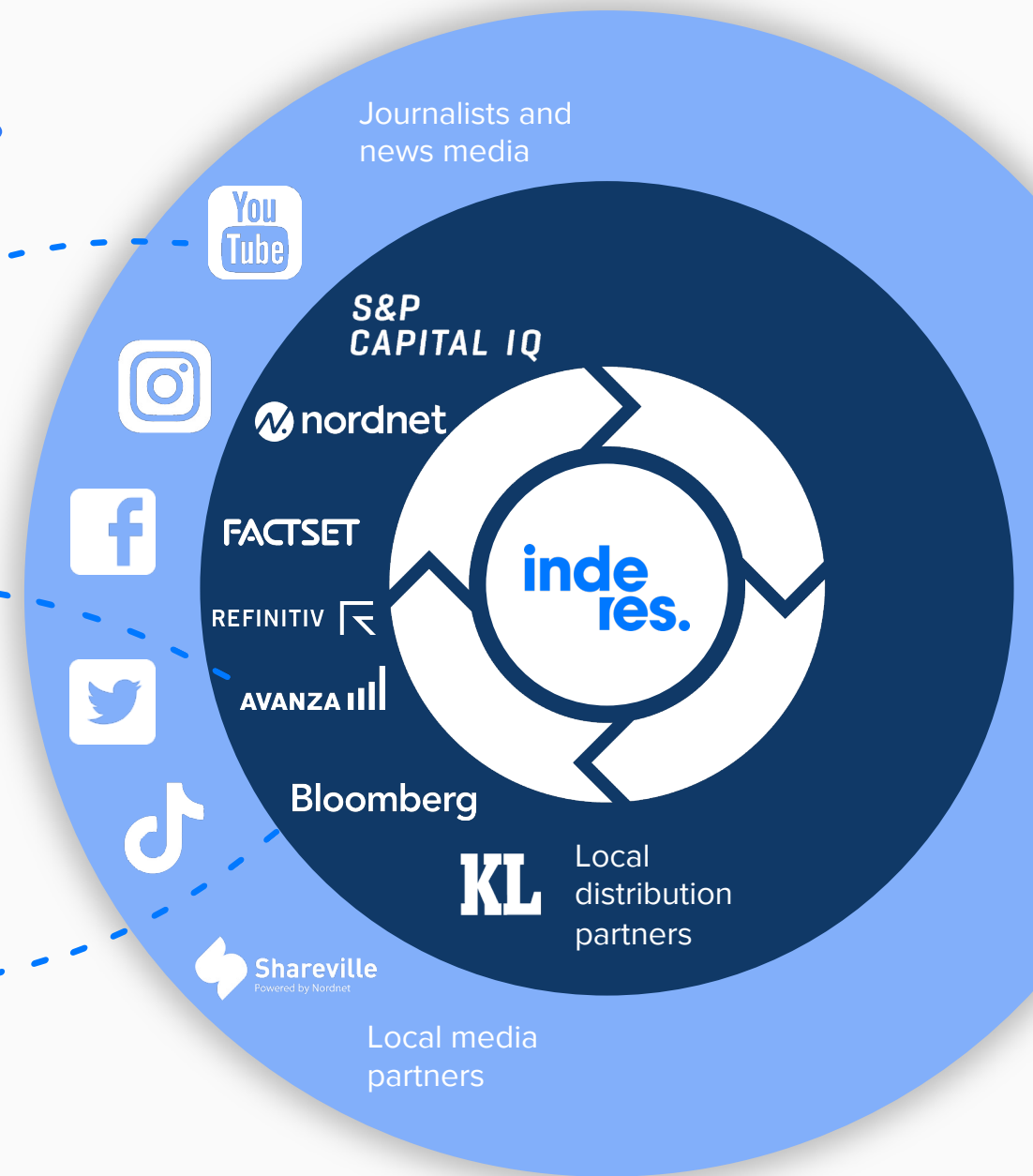
11.05.2023 Citius, altius ja niin edelleen

Konecranesin pääomamarkkinapäivässä keskityttiin päivitetyn strategian mukaisten uusien kasvu- ja kannattavuustavoitteiden saavuttamistoimiin. Kasvutavoitteet ovat kohtuullisia, mutta kannattavuustavoitteet varsin kovia.

Lataa raportti



	FY 2022 Act	FY 2023 Est	FY 2024 Est	FY 2025 Est	FY 2026 Est
12 Months Ending	12/31/2022	12/31/2023	12/31/2024	12/31/2025	12/31/2026
10 EBITDA	5,398	6,067B	6,026B	6,119B	5,848B
10 Pre-Tax Profit	4,768B	4,697B	4,651B	4,686B	4,640B
10 Net Income Adj	3,595B	4,705B	4,656B	4,714B	4,177B
10 Net Income, GAAP	3,595B	4,705B	4,656B	4,714B	4,177B
10 Net Debt	140,312B	162,946B	166,098B	169,371B	
10 BPS	8,267	8,557	8,838	9,227	9,275
10 CPS	5,815	1,930	1,880	1,860	
10 DPS	0,800	0,891	0,931	0,958	1,183
10 Return on Equity %	11,35%	15,53%	15,24%	15,28%	14,12%
10 Return on Assets %	0,61%	0,76%	0,74%	0,75%	0,67%
10 Depreciation	215,000M	634,802M	642,941M	650,886M	603,506M
10 Free Cash Flow	2,935B	2,935B	2,868B	2,877B	2,924B
10 CAPX	-12,000M	-610,000M	-610,000M	-610,000M	
10 Net Asset Value	31,010B	31,244B	31,421B	33,835B	
Current Multiples					
Price/EPS, Adj	3,04	7,22	7,33	7,15	6,92
Price/Book	1,26	1,21	1,13	1,09	1,05
Price/Cash Flow		6,19	5,00	5,13	5,19
EV/Revenue					
EV/EBITDA					
EV/EBIT					
EV/OPB					
Dividend Yield		9,23	9,65	9,93	



Goal is to create an intuitive cross-Nordic platform, designed for our growing content & community.

The screenshot displays the inderes website interface. At the top, there is a search bar with the text "Sök" and a navigation menu with "Account" and a notification bell. The main content area is titled "Du följer dessa bolag" and contains a table of stock market data. Below the table, there are four video thumbnails with titles and company names. At the bottom, there are tabs for "Analys", "Webcasts", "Pressmeddelanden", and "Tredje part".

BOLAG	% FÖRÄNDRING	52 WK PRICE RANGE	RIKTKURS	RECOMMENDATION	NEXT EVENT
Lamor	4,04 EUR +2,28 %		4,50 EUR ↗	Öka	25/7
Witted Megacorp	3,55 EUR +2,01 %		4,40 EUR ↑	Köp	22/8
Wärtsilä	11,18 EUR +1,87 %		11,00 EUR ↗	Öka	21/7
WithSecure	1,47 EUR +1,52 %		1,90 EUR ↑	Köp	14/7
Metso	10,78 EUR +0,94 %		11,50 EUR ↗	Öka	20/7
Kempower	32,70 EUR +0,80 %		32,00 EUR ↗	Öka	25/7
Embracer Group	52,81 SEK +0,78 %				24/5
Incap	9,75 EUR +0,62 %		12,00 EUR ↗	Öka	28/7
KH Group	1,11 EUR +0,54 %		1,20 EUR ↑	Köp	17/8

Incip Q1'23: Hur sover Otto Pukk?
Incap

Wärtsilä Q1'23: Service business grows
Wärtsilä

Kempower Q1'23: Promising start to the year
Kempower

Jobba hos oss! Vi söker: Community builder till Stockholm!

Showing **Alla regioner, Alla typer av innehåll**

Kojamo Q1'23 – Thursday, May 11 at 3:00 pm EEST

Enad Global 7, Audiocast, Q1, 2023

You can use the new site

- inderes.se
- inderes.dk
- beta.inderes.fi

inderes.

 miikka.laitila@inderes.com